

PRODUCT CODE 0100

## Royale Play Stucco Marble Finish

Asian Paints Royale Play Stucco is a lime based plaster using which various finishes inspired from marble and other stone finishes are created.



WATER BASED

**LEAD FREE\* GUARANTEE**

\* All Asian Paints products contain no added Lead, Mercury, Arsenic or Chromium from April 2008.

### PRODUCT BENEFITS

#### Special Effects

Five effects like marble, cobbled, slate, igneous and quartz are created using a variety of tools on Asian Paints Royale Play Stucco special effects paint.

#### Easy Application

This product has been specially formulated such that it is easy to apply, allows the tools to move smoothly without much effort, retaining the pattern left by the tool. Depending on the amount and time of buffing it is possible to obtain egg-shell to glossy finishes.

#### Sheen

It has a high sheen and smooth finish.

#### Lime based plaster, environment friendly

Asian Paints Royale Play- Stucco Marble Finish is a lime based plaster for interior application. It is a stiff-paint, having pleasant odour, non-toxic, non-flammable and fully respects people's health and environment.

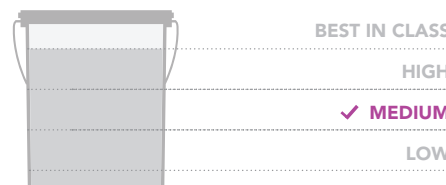
### PRODUCT FEATURES

#### FINISH



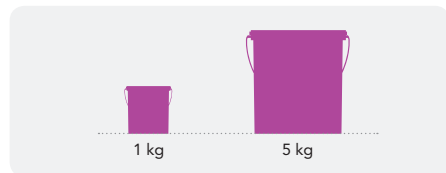
Tough Texture: Lasts long and ensures low maintenance

#### WASHABILITY



As it's a lime based plaster, stains or dirt that accumulates on the wall can be wiped with a dry cloth.

#### AVAILABLE PACKS



Shelf life: 2 years from date of manufacture in original tightly closed containers away from direct sunlight and excessive heat.

#### COVERAGE


On smooth well-prepared surface by use of Special Effect Trowel

**1 COAT**  
18 – 20  
sq.ft./kg\*\*

\*\*Actual coverage may vary from the quoted coverage due to factors such as method and condition of application and surface roughness and porosity.

#### COLOURS AVAILABLE


**67\***



\*Currently available in 5 effects per shade totaling to 335 combinations

### HOW TO APPLY

#### PRE PAINTING STEPS



**PLASTER** New masonry surfaces must be allowed to cure completely. It is recommended to allow 28 days as the curing time for new masonry surfaces.



**CLEANING** Surface should be free from any loose paint, dust or grease. Growths of fungus, algae or moss should be removed by wire brushing and water. In case of areas having excessive dampness use Asian Paints SmartCare Damp Block to limit further dampness. When the underlying surface exhibits chalkiness, in spite of thorough surface cleaning, use Asian Paints SmartCare Exterior Sealer.



**FILLING FOR CRACKS** For filling cracks upto 3mm use Asian Paints SmartCare Crack Seal.



**FILLING FOR HOLES & DENTS** Use Asian Paints Acrylic Wall Putty or white cement and fine sand in the ratio 1:3.

**Royale Play Stucco Marble Finish should not be applied on surfaces / substrates that are subjected to continuous seepage or dampness.**

#### PAINT APPLICATION PROCESS

APPLICATION	CODE	THINNER	DILUTION % (BY VOLUME)	APPLICATION <sup>1</sup> VISCOSITY (SEC)	RECOATING PERIOD <sup>2</sup> (HOURS)
STEP 1 SANDING					
SAND THE SURFACE WITH SAND PAPER 180 AND WIPE CLEAN					
0359 0360	MTO* OR WATER	BRUSH / ROLLER 8 - 10 SPRAY 15 - 20 80% - 100 %	BRUSH / ROLLER 30 - 40 SPRAY 20 - 25	6 - 8 HRS 4 - 6 HRS	
1354	WATER	BASED ON REQUIREMENT	SUPPLY CONSISTENCY	4 - 6 HRS	
STEP 2 SANDING					
SAND THE SURFACE WITH SAND PAPER 180 AND WIPE CLEAN					
0359 0360	MTO* OR WATER	BRUSH / ROLLER 8 - 10 SPRAY 15 - 20 80% - 100 %	BRUSH / ROLLER 30 - 40 SPRAY 20 - 25	6 - 8 HRS 4 - 6 HRS	
STEP 3 SANDING					
SAND THE SURFACE WITH SAND PAPER 320 AND WIPE CLEAN					
0100	AS SUCH	AS SUCH	N/A	6 - 8 HRS	
STEP 4 SANDING					
SAND THE SURFACE WITH SAND PAPER 180 AND WIPE CLEAN					
0100	AS SUCH OR WATER	DILUTE 2% - 5% BY WATER IF REQUIRED	N/A	2 - 3 HRS	
STEP 5 SANDING					
SAND THE SURFACE WITH SAND PAPER 320 / 400 AND WIPE CLEAN					
0100	AS SUCH OR WATER	DILUTE 2% - 5% BY WATER IF REQUIRED	N/A	N/A	

1. As measured through a Ford cup.  
2. Recoat period is quoted for 28° - 30°C and 60 - 65% Relative Humidity, these may vary under different conditions.

\* Mineral Turpentine Oil  
\*\* Contractor Training Required

## HOW TO CHOOSE COLOURS

Browse through Asian Paints colour tools to help you find the right colour combination

ROYALE PLAY STUCCO BOOK



## ADDITIONAL INFORMATION

### POST PAINTING CARE

- › For removing stains, wipe clean with a dry cloth. Ensure a drying time of atleast 2 weeks before cleaning.

### TECHNICAL DETAILS

- a. Drying time:** Dry to recoat after 1st coat 8 -10 hours, Dry to recoat after 2nd coat 1 - 2 hours, Surface Dry after 3rd coat - 30 mins
- b. Flash point IS101/1987 Part 1, Sec 6:** Water-based, non-flammable
- c. Stability of thinned paint:** Stable for 24 hours

### PRECAUTIONS

- › Do not apply when ambient temperature is less than 10°C or if the temperature might drop to this level within 4 hrs of application.
- › Do not over-thin or over-extend the brush.
- › Tint using Asian Paints machine colourants only
- › Stir well and strain before use.
- › Tinted paints need thorough shaking immediately after tinter addition as well as before use.

### SAFETY FEATURES

- › Kindly refer to the MSDS for Asian Paints Royale Play Stucco Marble Finish, which gives detailed information on safety measures while handling the paint, which is available on request.
- › Store the container with the lid tightly closed in an upright position, in a cool, dry place
- › Keep out of reach of children and away from eatables
- › May be harmful if swallowed. In case of ingestion seek immediate medical attention.
- › Wear eye protection during application. In case of contact with eyes, rinse immediately with plenty of water and seek medical advice.
- › In case of skin contact immediately wash skin with soap and plenty of water. Get medical attention if irritation develops or persists.
- › Do not breathe vapour or spray. It is recommended to wear suitable nose pad during sanding and surface preparation to avoid dust inhalation
- › Do not pour leftover paint down the drain or in water courses.
- › In the event of spills, contain spillage using sand or earth.
- › No added Lead, Mercury or Chromium compounds.